
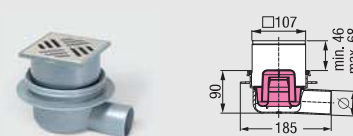

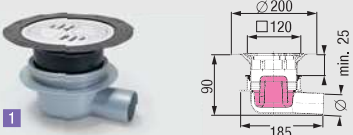
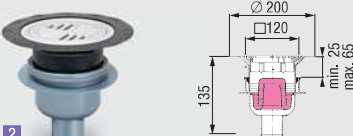




Classic

Illustration and dimensioned drawing	Article description	Outer diameter Ø (mm)	Article #
  <p>0.8 l/sec flow rate Installation area 220 x 180 mm</p>	<p>Bathroom drain <i>Classic</i> in ABS with removable odour trap, sealing water height 50 mm, with fixed lip seal</p> <p>With upper section in ABS</p> <p>Lateral outlet</p> <p>1 with recessed polymer drain cover for on-site tiling 110 x 110 mm, class K 3</p> <p>2 with slotted cover 100 x 100 mm in stainless steel AISI 304, class K 3</p> <p>Vertical outlet</p> <p>3 with recessed polymer drain cover for on-site tiling 110 x 110 mm, class K 3</p> <p>4 with slotted cover 100 x 100 mm in stainless steel AISI 304, class K 3</p> <p> EN 1253-1</p>	<p>1 Ø 50 Ø 75</p> <p>2 Ø 50 Ø 75</p> <p>3 Ø 50 Ø 75</p> <p>4 Ø 50 Ø 75</p>	<p>40 150.66 40 170.66</p> <p>40 150.20 40 170.20</p> <p>40 250.66 40 270.66</p> <p>40 250.20 40 270.20</p>
<p>1</p>  <p>0.8 l/sec flow rate Installation area 220 x 180 mm</p> <p>2</p>  <p>0.8 l/sec flow rate Installation area 180 x 180 mm</p>	<p>Bathroom drain <i>Classic</i> in ABS lateral outlet 2.5°/vertical outlet, with removable odour trap, sealing water height 50 mm, with fixed lip seal</p> <p>1 Lateral outlet</p> <p>2 Vertical outlet</p> <p>Upper section with sealing flange for use with 1 - 4 mm vinyl / synthetic flooring</p> <p><input type="checkbox"/> with slotted cover made of polymer, grey, class K 3 (able to withstand loads up to max. 300 kg).</p> <p> EN 1253-1</p>	<p>1 Ø 50 Ø 75</p> <p>2 Ø 50 Ø 75</p>	<p>40 150.30 40 170.30</p> <p>40 250.30 40 270.30</p>

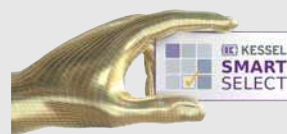
Installation example *Classic*



The *Classic* bathroom drain ① is a compact bathroom drain which is available in many versions. It is available both with a vertical and a horizontal outlet ② in the sizes Ø 50 and Ø 75 mm. There is an adhesive flange ③ available as an option for moisture sealing. The cover is a stainless steel cover in an oval design ④ - but *Classic* bathroom drain can also be combined with any other upper section from the System 100 range.

Professional advantages

- **Variable upper section**
rotatable, tiltable and height adjustable
- **Sealing system safe to install**
The fixed lip seal reliably prevents the upper section from slipping
- With **removable odour trap** - full access for maintenance and cleaning
- **Flexible modular system** with a large number of design covers.



SmartSelect makes planning quite simply quicker - visit smartselect.kessel.com for the configurator for alternative waterproofing options.