

# Motorised backwater valve for wastewater with or without sewage

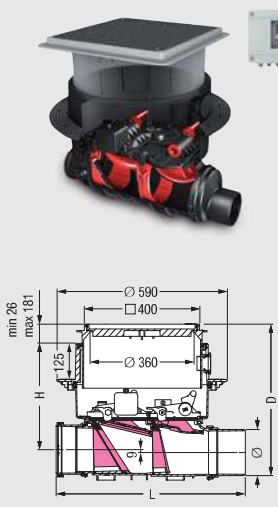





Backwater protection

1





## Staufix FKA Komfort

## Installation in a concrete slab/floor

Illustration and dimensioned drawing	Article description	Outer diameter Ø (mm)	Article #
 <p>Installation area 750 x 750 mm</p>	<p><b>Backwater valve <i>Staufix FKA Komfort</i> for wastewater with or without sewage</b> made of polymer, with telescopic upper section for continuous height- and level adjustment</p> <p><b>For installation in a concrete slab/floor for installation depth (D) from 486 - 640 mm</b></p> <p><b>1 with recessed cover for on-site tiling (X)</b></p> <p><b>2 with black cover (S)</b></p> <p>With surface water tight cover plate class A 15 made of polymer. Installation kit with choice of cover.</p> <p>Backwater valve according to EN 13564 Type 3 with two open flaps. Plug-and-Play control unit with connection option to building management system and alarm, protection type IP 54, with integrated self diagnosis system SDS, display for operating status and battery back-up, motor is rated protection Type IP 68 (3 m, 24 h). Supply voltage/-frequency: 230 V AC/50 Hz. Cable length: 5 m (15 m available on request).</p> <p>Ø <b>110</b> L: 642 mm H: 394 mm Ø <b>125</b> L: 645 mm H: 387 mm Ø <b>160</b> L: 656 mm H: 370 mm Ø <b>200</b> L: 720 mm H: 348 mm</p> <p>  EN 13564 Type 3 F</p>	<p><b>1 With recessed cover for on-site tiling</b></p> <p>Ø 110 Ø 125 Ø 160 Ø 200*</p> <p><b>2 With black cover</b></p> <p>Ø 110 Ø 125 Ø 160 Ø 200*</p>	<p><b>84 100X</b> <b>84 125X</b> <b>84 150X</b> <b>84 200X</b></p> <p><b>84 100S</b> <b>84 125S</b> <b>84 150S</b> <b>84 200S</b></p> <p> <b>Accessories: Page 28 - 31</b></p>

## Staufix FKA Komfort

## Installation in an exposed wastewater pipe

Illustration and dimensioned drawing	Article description	Outer diameter Ø (mm)	Article #
	<p><b>Backwater valve <i>Staufix FKA Komfort</i> for wastewater with or without sewage</b> made of polymer</p> <p><b>For installation in an exposed wastewater pipe.</b> With protective cover.</p> <p>Backwater valve according to EN 13564 Type 3 with two open flaps. Plug-and-Play control unit with connection option to building management system and alarm, display for operating status and battery back-up, protection type IP 54, with integrated self diagnosis system SDS, display for operating status and battery back-up, motor is rated protection Type IP 68 (3 m, 24 h). Supply voltage/-frequency: 230 V AC/50 Hz. Cable length: 5 m (15 m available on request).</p> <p>Ø <b>110</b> L: 642 mm H: 422 mm Ø <b>125</b> L: 645 mm H: 422 mm Ø <b>160</b> L: 656 mm H: 422 mm Ø <b>200</b> L: 720 mm H: 422 mm</p> <p>  EN 13564 Type 3 F</p>	<p>Ø 110 Ø 125 Ø 160 Ø 200*</p>	<p><b>84 100</b> <b>84 125</b> <b>84 150</b> <b>84 200</b></p> <p> <b>Accessories: Page 28 - 31</b></p>